
















Crack the Code (CVC Words)




Say each word aloud. Then write down the beginning sound of each picture to reveal the mystery word. Next, glue the matching picture on.


	B
	F
	I
	N
	O
	W
	X
	Y





		
<input type="text"/>	<input type="text"/>	<input type="text"/>



		
<input type="text"/>	<input type="text"/>	<input type="text"/>







		
<input type="text"/>	<input type="text"/>	<input type="text"/>



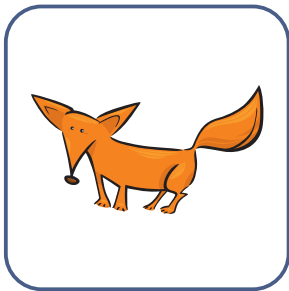
		
<input type="text"/>	<input type="text"/>	<input type="text"/>



			
---	---	--	---



Crack the Code (CVC Words) Solutions



f o x



b o y



b o w




f i n

Do you want more Crack the Code exercises?

Crack the Code

Initial Sounds

Crack the Code Game




CVCe & CCVCe Words
Use Initial Sounds to Crack The Code!

myhomeschoolmath.com

This secret code activity will help children decoding easy CVC words. Simply identify the beginning sounds of each picture to reveal the mystery word. When all boxes are filled in, read the CVC word. Next, find the card with the picture of that CVC word and continue playing until the last card is drawn.

Example:



At the beginning you see a kite. Now look for the picture in the initial sound table: **K** for **kite**. Next you see an igloo: **I** for **igloo**. Then **D** for **drum**. The word you are looking for is "**KID**". You can write the letters down or place letters in the boxes below the picture.

Image credits: 123rf.com, megapixel.com
© 2024 myhomeschoolmath.com

myhomeschoolmath.com

[To Etsy Shop >>> Here](#)